

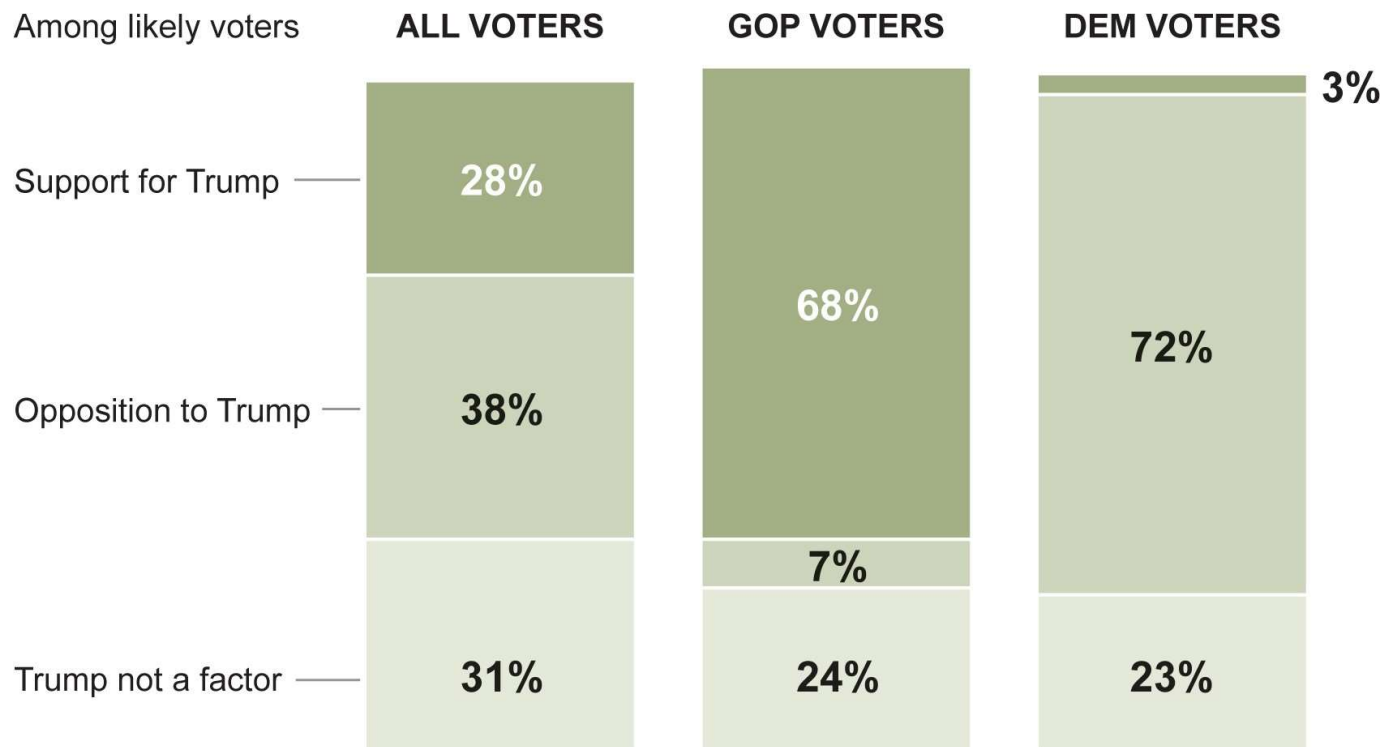
ELECTION TIME



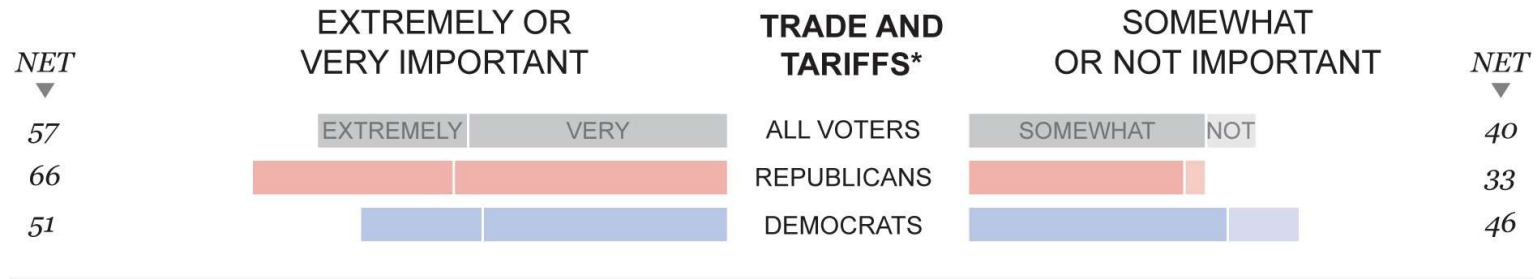
Americans See Midterm Vote as Referendum on Trump

ON PRESIDENT TRUMP'S INFLUENCE ON LIKELINESS TO VOTE IN MIDTERMS

Will one reason for your vote for Congress be to express support for Donald Trump, to express opposition to him, or is Trump not a factor in your choice?

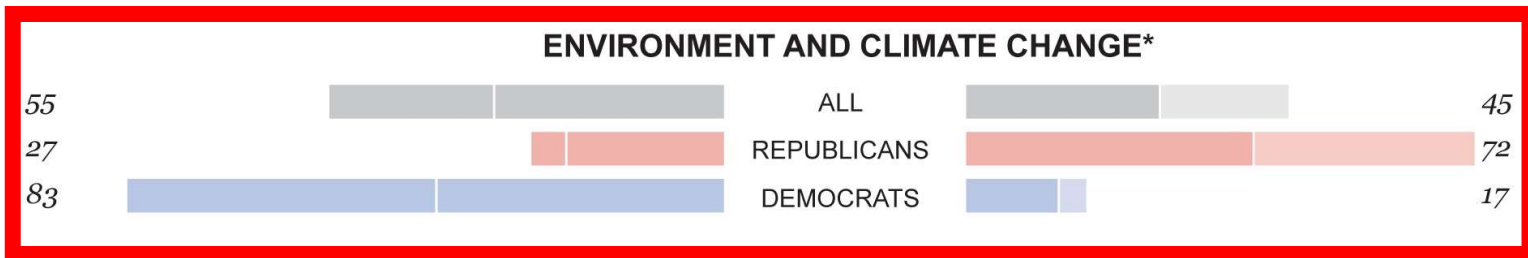



Environment and Climate Change Not a Priority Election Issue....for Republicans



*Questions asked of half-samples

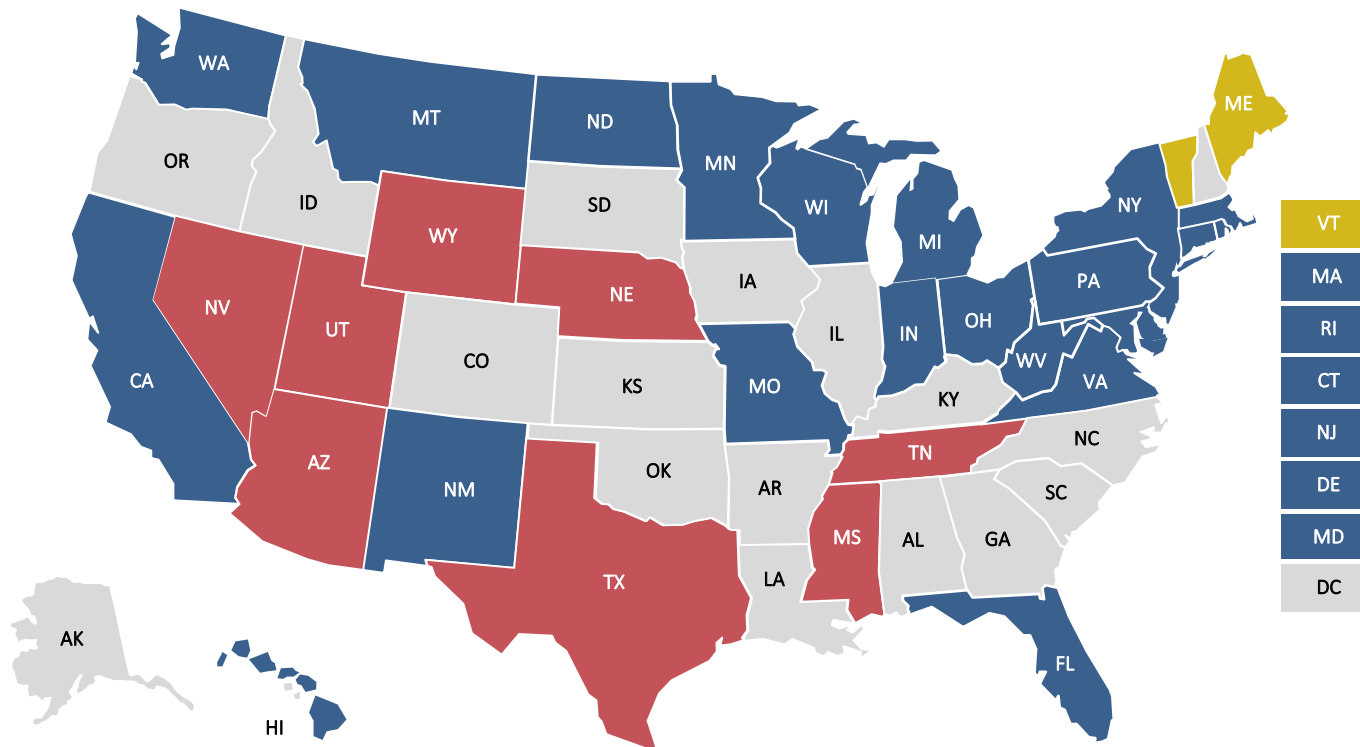
FEDERAL BUDGET DEFICIT*



26 seats up for election in 2018 are held by Democrats and Independents out of a total of 35

States with U.S. Senate seats up for election

■ Democratic-held seat ■ Republican held seat ■ Independent held seat



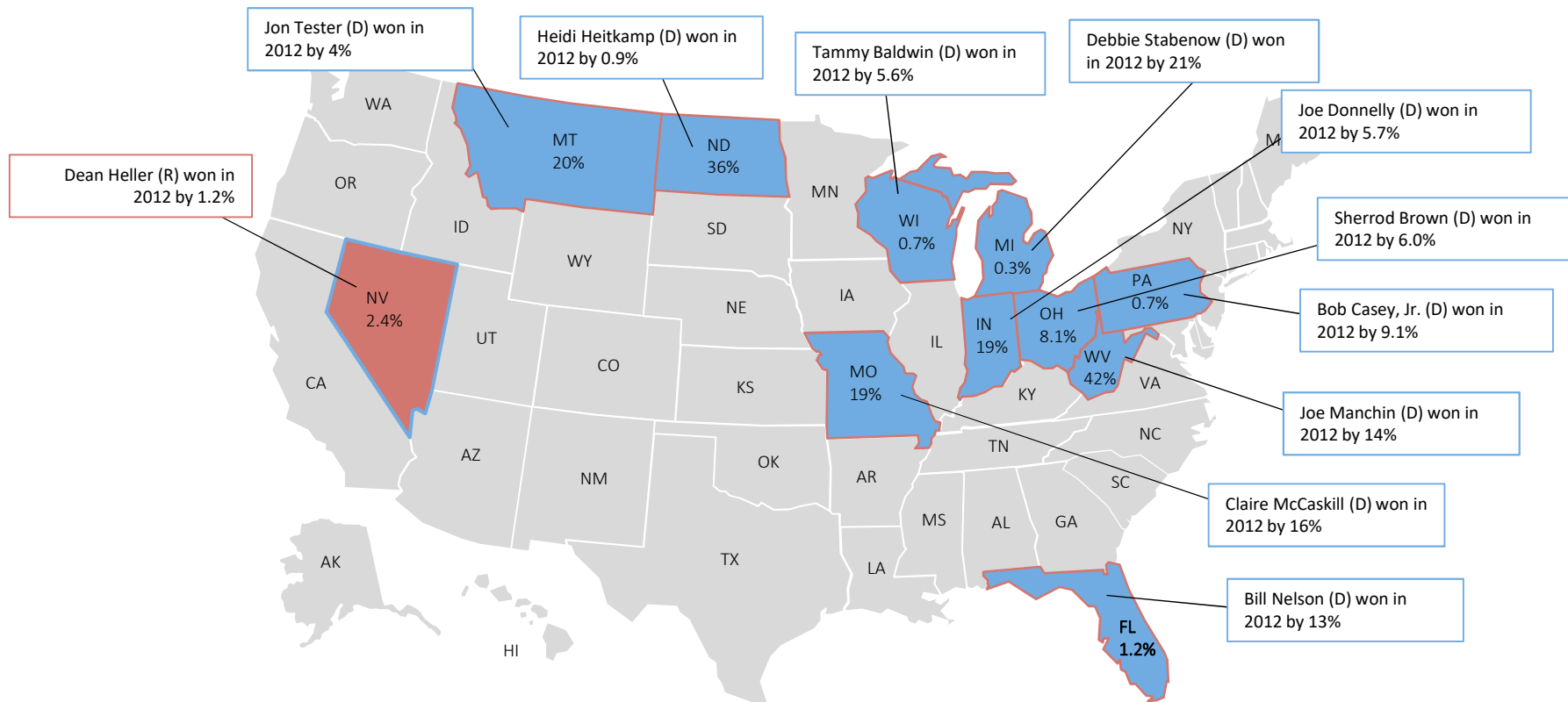
Sources: Charlie Cook, "Will History Hold in 2018 Midterms?" The Cook Political Report, January 9, 2017, National Journal Research, 2017.

Of the 26 Democratic senators up for re-election, Trump won 10 of their states – and five by double digits

Senators up for re-election in states won by the opposing party's 2016 presidential candidate

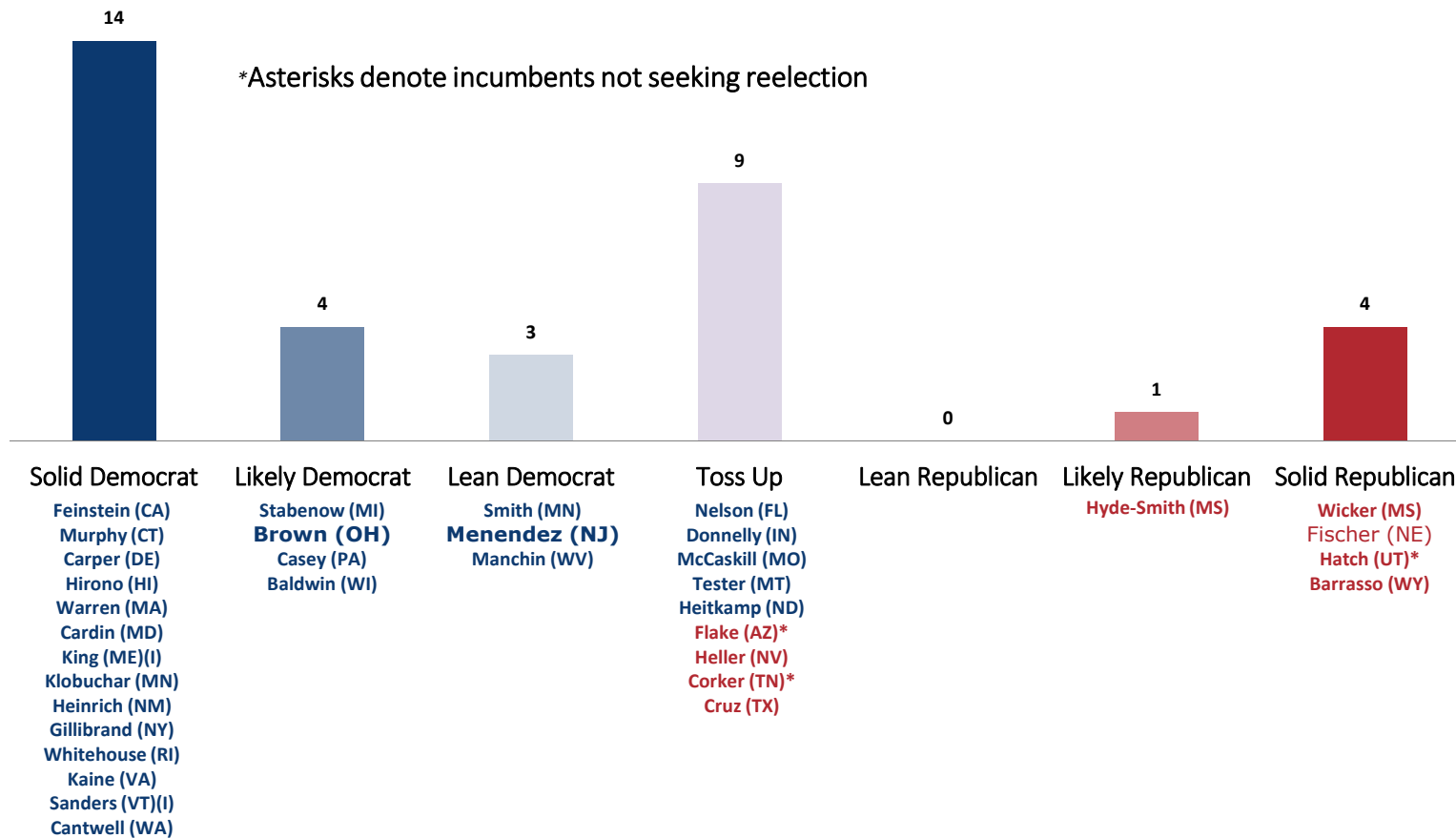
PERCENTS INSIDE THE STATE REPRESENT BY HOW MUCH THE OTHER PARTY'S PRESIDENTIAL CANDIDATE WON IN 2016

■ Clinton victory
 ■ Trump victory
 ■ Democratic senator up for re-election
 ■ Republican senator up for re-election



Sources: National Journal Research, 2017.

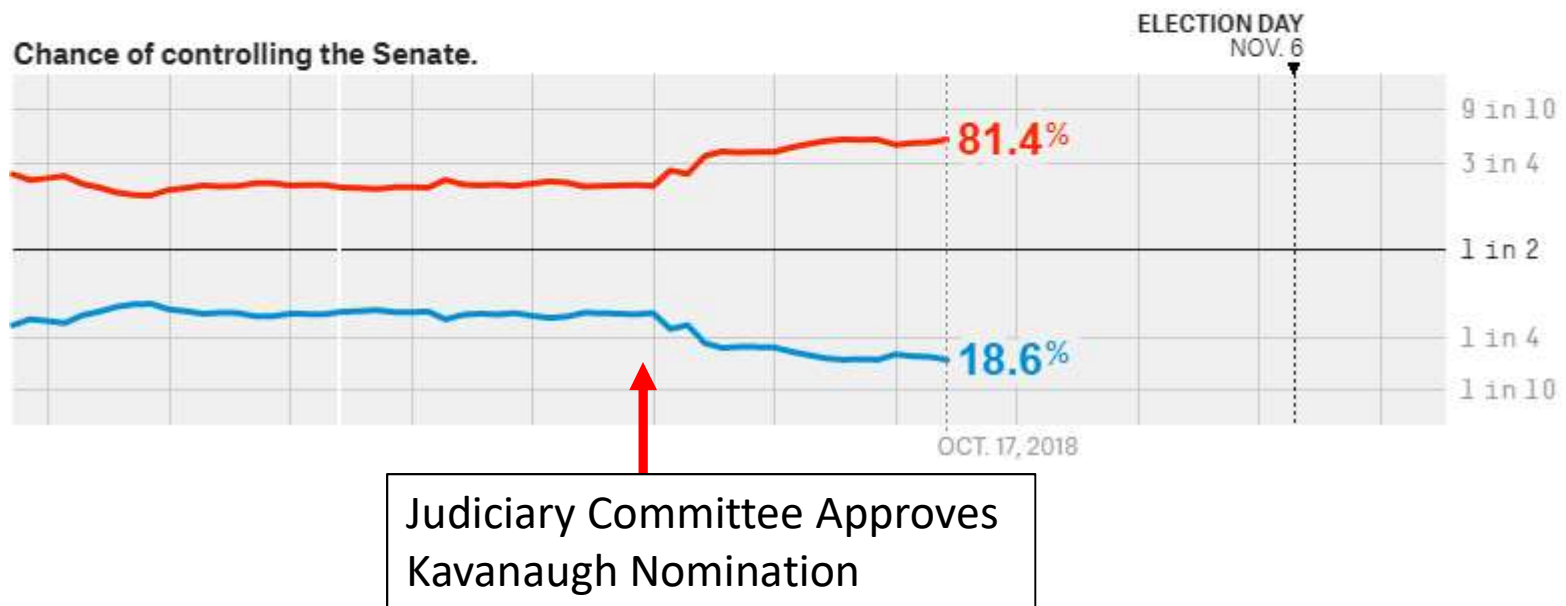
Control of the Senate will depend on the nine “Toss Up” seats



Control of the Senate Trending Towards Republican Control

How the forecast has changed

We'll be updating our forecasts every time new data is available, every day through Nov. 6

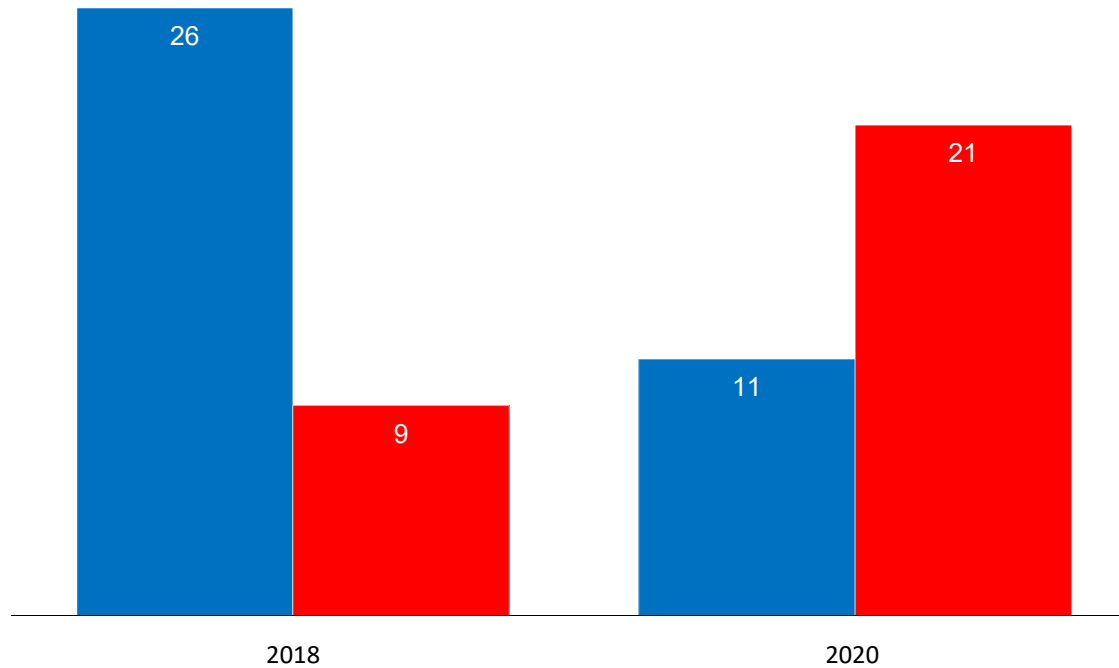


Source: FiveThirtyEight

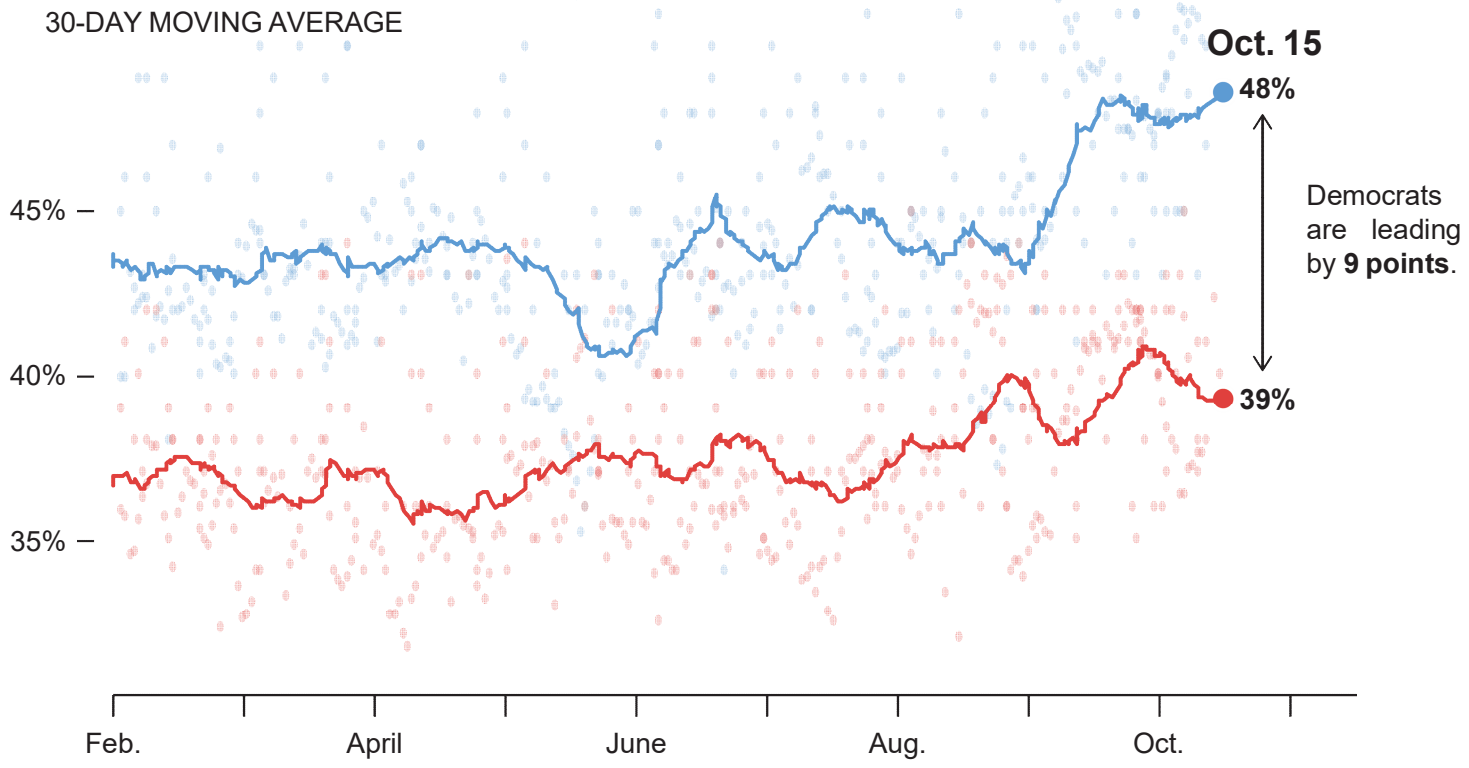
Democrats, Republicans will take turns playing defense in upcoming elections

Senate seats in play, by election year

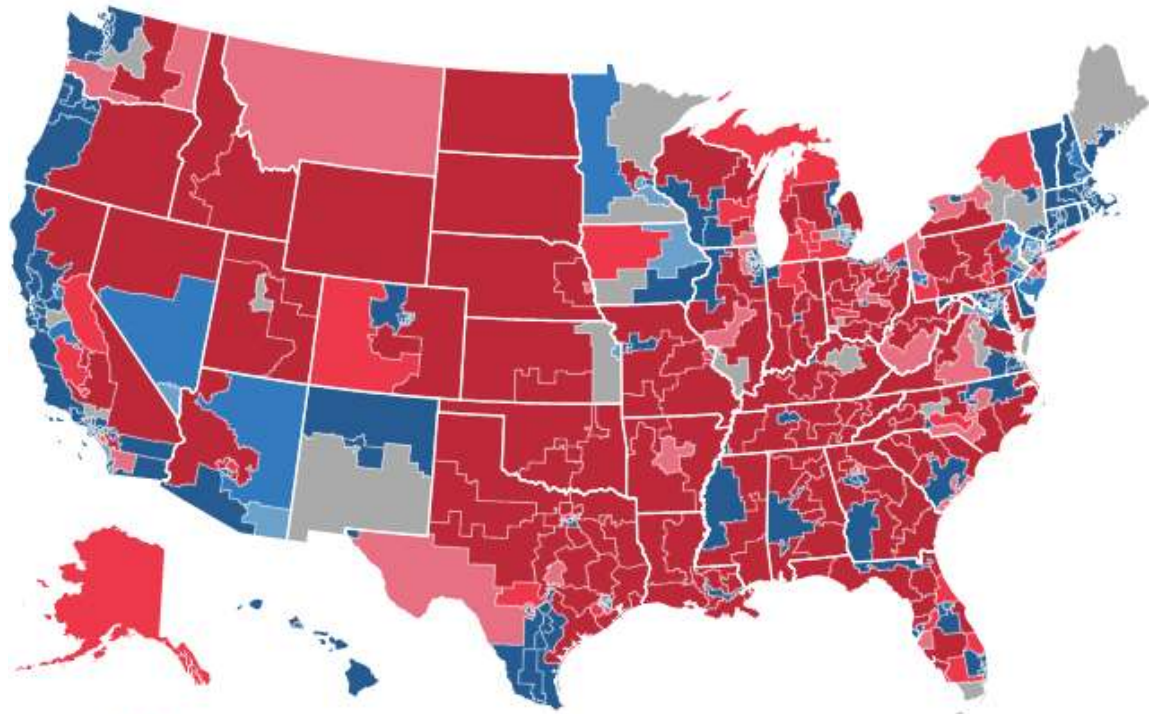
■ Republican seats ■ Democrat seats



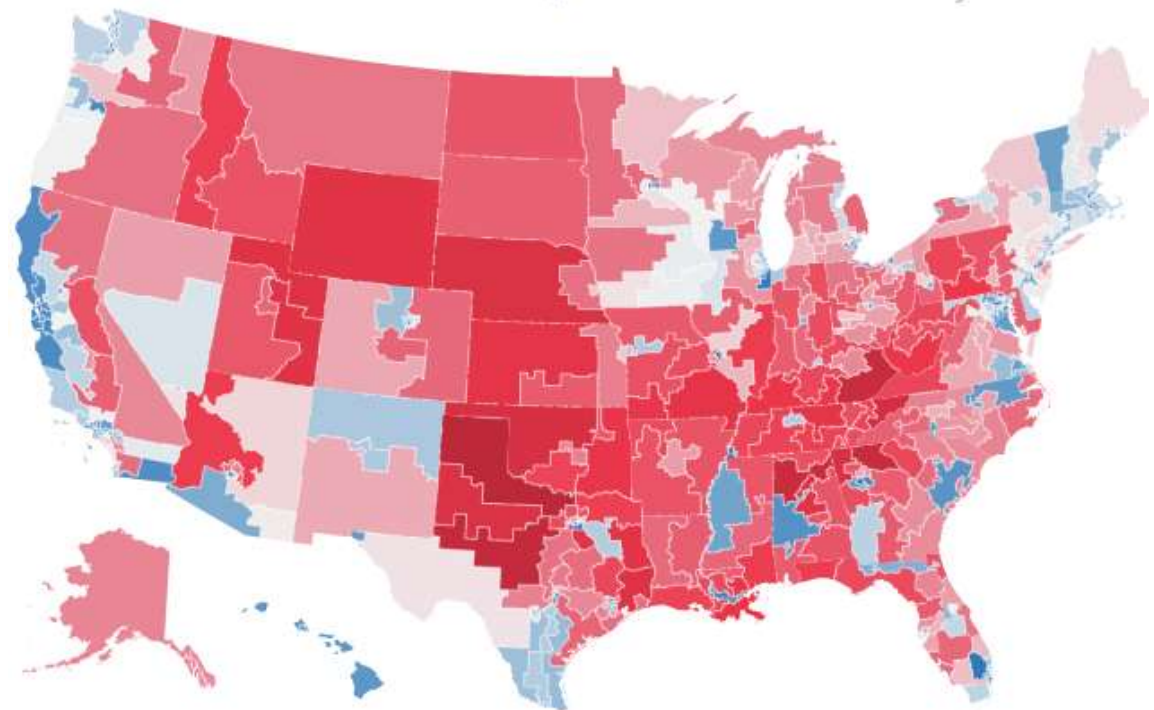
Generic congressional ballot polling



Current House Ratings



Partisan Voter Index (PVI)

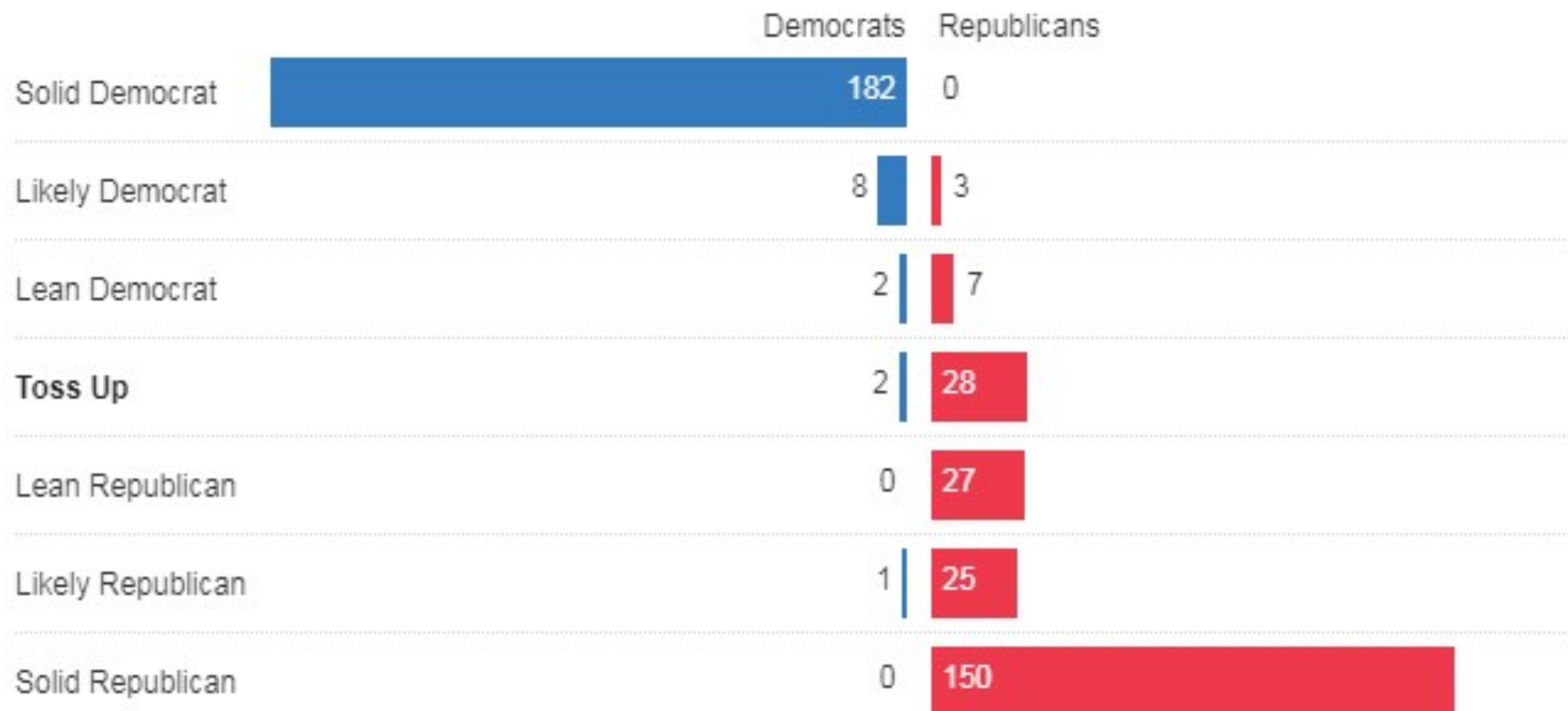


House Poised to Change Control










“Democrats appear poised to gain between 20 and 40 [House] seats with 25 to 35 the likeliest outcome” – Charlie Cook

“Most likely outcome: Democratic gain of 25-35 seats, with larger gains possible” – Nathan Gonzales

“5 in 6 Chance (83.6%) Democrats Win Control of the House” – Nate Silver, FiveThirtyEight



Potential committee chairs: Energy and Environment

 <p>— Tom Carper (DE)</p>	<p>Senate EPW Committee</p>	 <p>John Barrasso (WY) or Shelly Capito (WV) </p>
 <p>Maria Cantwell (WA) or Bernie Sanders (VT) </p>	<p>Senate Energy and Natural Resources Committee</p>	 <p>Lisa Murkowski (AK) or John Barrasso (WY) </p>
 <p>— Frank Pallone (NJ)</p>	<p>House Energy and Commerce Committee</p>	<p>Greg Walden (OR) — </p>
 <p>— Paul Tonko (NY)</p>	<p>Subcommittee: Environment and Economy</p>	<p>John Shimkus (IL) — </p>
 <p>— Bobby Rush (IL)</p>	<p>Subcommittee: Energy and Power</p>	<p>Fred Upton (MI) — </p>



**OVERSIGHT, OVERSIGHT,
OVERSIGHT**

Control Nominations / Agenda

Rollback of Senate Rules?

More Gridlock?

Impeachment?

If Democrats Take the House or Senate

Keuleman

HOUSE – D+38

SENATE – R+1

Jaeger




HOUSE – D+19

SENATE – R+1

Reed

HOUSE – D+40

SENATE – R+1



2018 PREDICTIONS

TRUMP EPA

Position	Principal	Deputy		
Administrator	Andrew Wheeler (Acting)	Henry Darwin, Assoc Dep Admin, COO		
Chief of Staff	Ryan Jackson	Helena Wooden-Aguilar, Acting		
AA, Policy	Brittany Bolen, Assoc Adm	Robin Kime, Acting Dep Assoc		
AA, OECA	Susan Bodine	Patrick Traylor		
AA, Air & Radiation	Bill Wehrum	Deputy Mandy Gunasekara	Counsel David Harlow	Assoc. Clint Woods
AA, Water	David Ross	Dennis Lee Forsgren, Jr.		
AA, OCSPP	Charlotte Bertrand Acting Alexandra Dapolito Dunn (nom)	Nancy Beck		
AA, OLEM	Barry Breen, Acting Peter C. Wright (nom)	Steven Cook		
General Counsel	Matthew Leopold	David Fotouhi Principal Deputy		

Trump administration

Regulatory Reform / Streamlining

Pres EO: reducing regs and controlling costs
(Two-for-One)

Public Citizen v. Trump (DC Dist. 1:17-CV-00253)

- scientists & profs, OR/CA intervenors

Motions pending, at issue:

- Do Plaintiffs have standing?
- Does US have authority to impose cost limits on regulatory actions?

Trump Administration

Regulatory Reform / Streamlining

Pres: One Federal Decision / major infrastructure projects

- CEQ Actions
- OMB CEQ Memo: federal agencies revise process
- Agencies MOU to implement revisions

CEQ NEPA Reform

ANPR 6.20.18 (83 FR 28591)

- 20 questions and request for recommendations

Trump EPA

Regulatory Reform / Streamlining

Pres EO: permit streamlining / reducing regulatory burdens

EPA Office of the Administrator

Office of Policy

- Office of Reg Policy & Management
 - EPA Deregulatory Actions
- Smart Sectors Program

Regulatory Reform Task Force

- COO, Office of Policy, Asst Administrators

CWA NDPEs, CAA NAAQS streamlining, State outreach

Trump EPA

Regulatory Reform / Streamlining

EPA Deregulatory Actions

[Executive Order \(EO\) 13771](#), (82 FR 9339, February 2, 2017), "Reducing Regulation and Controlling Regulatory Costs," directs agencies to repeal at least two existing regulations for each new regulation issued in FY 2017 and thereafter. It further directs agencies the "total incremental costs of all regulations should be no greater than zero" in FY 2017.

- [Table 1: EPA Deregulatory Actions under Development](#)
- [Table 2: Completed EPA Deregulatory Actions](#)

Trump EPA

Regulatory Reform / Streamlining

Smart Sectors Program

- partnership program...platform to collaborate with regulated sectors... sensible approaches.... better protect environment, public health

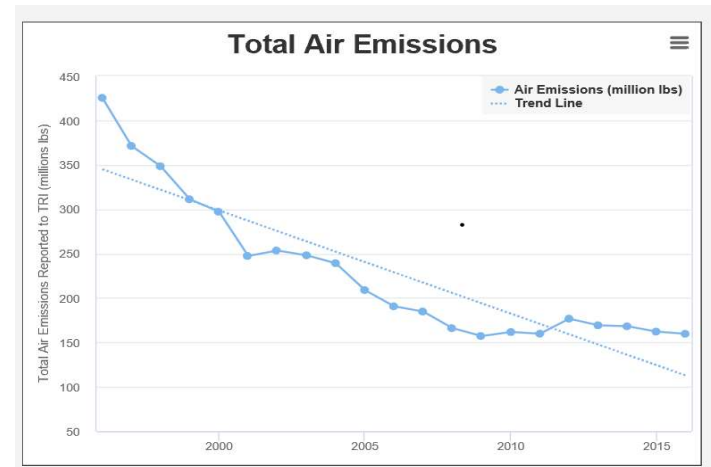
- Sectors Chemical Manufacturing Utilities Iron/Steel
 Aerospace Agriculture Automotive
 Cement Concrete Construction
 Electronics Forestry Mining
 Oil gas Ports/Maritime

Trump EPA

Regulatory Reform / Streamlining

Sector Snapshots

interactive, web-based tool
environmental/economic
20-year snapshot



Chemical manufacturing

Environmental Performance Indicators

- Air emissions
- Criteria air pollutants
- Energy use
- Greenhouse gases
- Hazardous waste generation
- Production-related waste managed
- Recycling of waste chemicals
- Releases to land
- Water discharges

Economic Benchmarks

- Dollar value of gross output
- Employment
- Show recessions
- Show events

Science

Announcement re Science Advisor Conflicts

CASAC, SAB, BOSC Appointments

No CASAC Panels for PM and Ozone standards

Proposed Rule “Strengthening Transparency in Regulatory Science” (83 FR 18768; Apr 30, 2018)

ANPR “Increasing Consistency and Transparency in Considering Costs and Benefits in the Rulemaking Process” (83 FR 27,524; June 13, 2018)